




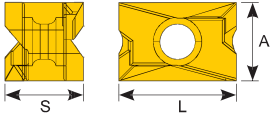
LN □□ 1006

End Mill

Schafffräser



Sipariş Kodu Order Code Bestell Code	ÜRÜN KODU Product Code Produkt-Code	ÖLÇÜLER (mm) Dimensions(mm) Abmessungen (mm)					KULLANILAN UÇ Insert Wendeplatte	SIKMA CİVATASI Clamp Screw Klemmschraube	ANAHTAR Torx Key Torx-Schraubendreher
		ØD	Ød	Z	L	L1			
LN 099	20-02-120-LN10	20	20	2	120	45	LN □□ 1006	TC 065 M3	T8
LN 100	20-03-120-LN10	20	20	3	120	45			
LN 102	25-03-120-LN10	25	25	3	120	45			
LN 104	26-03-120-LN10	26	25	3	120	45			

KULLANILAN UÇ
Insert - Wendeplatte

LNMX 1006

L=10 | S=6.6 | S=6.35

