





RD □□ 10

End Mill

Schafffräser



Sipariş Kodu Order Code Code Bestell Code	ÜRÜN KODU Product Code Produkt-Code	ÖLÇÜLER (mm) Dimensions (mm) Abmessungen (mm)					KULLANILAN UÇ Insert Wendplatte	BASKI CİVATASI Locking Screw Verriegelungsschraube	SIKMA CİVATASI Clamp Screw Klemmschraube	ANAHTAR Torx Key Torx-Schraubendreher
		ØD	Ød	Z	L	L1				
R190	20-02-120-RD10	20	20	2	120	40	RD □□ 1003	TC 084 M3.5	TC 067 M3.5	T15
R192	25-03-120-RD10	25	25	3	120	40				
R193	30-03-120-RD10	30	25	3	120	40				
R194	32-03-120-RD10	32	25	3	120	40				
R196	35-03-120-RD10	35	25	3	120	40				
R198	40-03-120-RD10	40	25	3	120	40				
R200	20-02-150-RD10	20	20	2	150	60				
R202	25-03-150-RD10	25	25	3	150	60				
R203	30-03-150-RD10	30	25	3	150	60				
R204	32-03-150-RD10	32	25	3	150	60				
R206	35-03-150-RD10	35	25	3	150	60				
R208	40-03-150-RD10	40	25	3	150	60				
R210	20-02-200-RD10	20	20	2	200	70				
R212	25-03-200-RD10	25	25	3	200	70				
R213	30-03-200-RD10	30	25	3	200	70				
R214	32-03-200-RD10	32	32	3	200	70				
R216	35-03-200-RD10	35	32	3	200	70				
R218	40-03-200-RD10	40	32	3	200	70				

