




RD 12

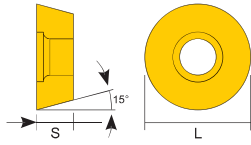
End Mill

Schafffräser



Sipariş Kodu Order Code Bestell Code	ÜRÜN KODU Product Code Produkt-Code	ÖLÇÜLER (mm) Dimensions (mm) Abmessungen (mm)					KULLANILAN UÇ Insert Wendeplatte	SIKMA CİVATASI Clamp Screw Klemmschraube	ANAHTAR Torx Key Torx-Schraubendreher
		ØD	Ød	Z	L	L1			
R228	25-02-120-RD12	25	25	2	120	40	RD 12T3	TC 065 M3	T15
R229	30-02-120-RD12	30	25	2	120	40			
R230	32-03-120-RD12	32	25	3	120	40			
R232	35-03-120-RD12	35	25	3	120	40			
R234	40-03-120-RD12	40	25	3	120	40			
R236	25-02-150-RD12	25	25	2	150	60			
R237	30-02-150-RD12	30	25	2	150	60			
R238	32-03-150-RD12	32	32	3	150	60			
R240	35-03-150-RD12	35	32	3	150	60			
R242	40-03-150-RD12	40	32	3	150	60			
R244	25-02-200-RD12	25	25	2	200	70			
R245	30-02-200-RD12	30	25	2	200	70			
R246	32-03-200-RD12	32	32	3	200	70			
R248	35-03-200-RD12	35	32	3	200	70			
R250	40-03-200-RD12	40	32	3	200	70			
R251	40-03-250-RD12	40	32	3	250	70			
R252	50-04-250-RD12	50	32	4	250	70			
R254	25-02-300-RD12	25	25	2	300	70			
R255	30-02-300-RD12	30	25	2	300	70			
R256	32-03-300-RD12	32	32	3	300	70			
R258	35-03-300-RD12	35	32	3	300	70			
R259	40-03-300-RD12	40	32	3	300	70			
R260	35-03-350-RD12	35	32	3	350	70			
R261	40-03-350-RD12	40	32	3	350	70			

ÖLÇÜLER (mm)
Dimensions (mm)
Abmessungen (mm)



RD 12T3

L=12

S=3.97

