









RD 16

End Mill

Schafffräser



| Sipariş Kodu<br>Order Code<br>Bestell Code | ÜRÜN KODU<br>Product Code<br>Produkt-Code | ÖLÇÜLER (mm)<br>Dimensions (mm)<br>Abmessungen (mm) |    |   |     |    | KULLANILAN UÇ<br>Insert<br>Wendeplatte   | BASKI CİVATASI<br>Locking Screw<br>Verriegelungsschraube                            | SIKMA CİVATASI<br>Clamp Screw<br>Klemmschraube                                       | ANAHTAR<br>Torx Key<br>Torx-Schraubendreher  |
|--|---|---|----|---|-----|----|--|---|--|--|
|  |   | ØD  | Ød | Z | L   | L1 |  |  |  |  |
| R270                                       | 40-03-300-RD16                            | 40  | 32 | 3 | 300 | 70 |  |  |  |  |
| R272                                       | 50-03-300-RD16                            | 50  | 32 | 3 | 300 | 70 | RD 1604  | TC 081 M3.5   | TC 083 M5  | T20  |

